

SECTION  
**2-2**

**Friction: A Force Opposing Motion**

(pages 38-40)

**KEY CONCEPTS**

▲ Friction will cause a moving object to slow down and finally stop.

**Building Vocabulary Skills: Applying Definitions**

Use the words in each group to write a sentence that describes friction. Make sure that each sentence includes the word friction.

1. direction: motion

---

---

2. surfaces: touching

---

---

3. amount: surfaces: materials

---

---

4. sliding: solid

---

---

5. wheels: ball bearings: rolling

---

---


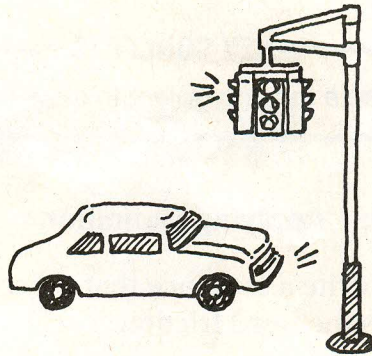
6. fluid: liquid: gas

---

---

■ Forces of Friction: Understanding the Main Ideas



On each picture, draw an arrow to show the direction of the frictional force. Then name the type of friction—sliding, rolling, or fluid—that is acting in each case.



\_\_\_\_\_

\_\_\_\_\_


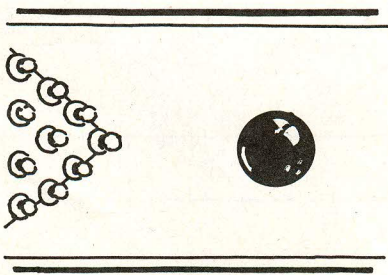
\_\_\_\_\_



\_\_\_\_\_

\_\_\_\_\_

\_\_\_\_\_



\_\_\_\_\_

\_\_\_\_\_

\_\_\_\_\_